











LABOGENE PRODUCT OVERVIEW

CENTRIFUGE










A WIDE SPECTRUM FOR APPLICATION

FEATURED FUNCTIONS

- 
FAST COOLING
 Cooling down to 4°C within 5 min (R models only)
- 
SOFT START/STOP
 Minimizing agitation by slow run-up/down (416 only)
- 
PROGRAM RUN
 Number of custom-programmed conditions
- 
ACC/DEC RATE CONTROL
 Setting run-up (9 steps) / down (10 steps) rates
- 
ROTOR ID
 Automatic rotor recognition for safer operation
- 
SHORT SPIN (PULSE)
 One-touch quick spin
- 
TIME MODE SELECTION
 Allows exact time counting at set speed
- 
IMBALANCE CUTOFF
 Imbalance self-recognition for safer operation
- 
Soft Touch Lid Closure
 Provides ergonomic convenience
- 
Password Protection
 Ideal for multi-user environments (2236R only)

ROTORS OF LABOGENE CENTRIFUGES >

FIXED ANGLE ROTORS

						
10 x 1.8 mL Cryo-T	12 x 2.0 mL	12/20 x 5.0 mL	36/48 x 2.0 mL	18 x 2.0 mL MF-T	24/30 x 1.5/2.0 mL	32/64 x 0.2 mL
mini		1536		1536		mini, 1536
		1730R		1730R		
				624R		
						1248
						1580
		1696R				1696R
						1736R
						2236R

MICRO CENTRIFUGES

mini Personal microcentrifuge  208(w) x 245(d) x 145(h) mm 4.4 kg FIXED ANGLE ROTOR MAX 13,500 rpm MAX 12,300 xg 4 x 8-tube PCR strips 10 x 1.8 mL cryotube 12 x 2.0 mL	1536 Medium capacity microcentrifuge  240(w) x 378(d) x 240(h) mm 11.9 kg FIXED ANGLE ROTOR MAX 15,000 rpm MAX 21,206 xg 4 x 8-tube PCR strips 36 x 2.0 mL 10 x 5.0 mL
--	--

LOW-SPEED CENTRIFUGES

406 Ideal for routine clinical applications  296(w) x 412(d) x 206(h) mm 17.5 kg FIXED ANGLE ROTOR MAX 4,000 rpm MAX 2,075 xg 6 x 15 mL	416 Small in size, big in versatility  375(w) x 480(d) x 260(h) mm 23 kg FIXED ANGLE ROTOR MAX 4,000 rpm MAX 2,700 xg 16 x 15 mL	SWING-OUT ROTOR MAX 4,000 rpm MAX 2,826 xg 2 MTPs 4 x 10/20 mL syringe 32 x 10 mL vacutainer 4 x 50 mL 4 x 100 mL
--	--	--



SWING-OUT ROTOR




TABLE-TOP, HIGH-SPEED CENTRIFUGES

1730R

Refrigerated microcentrifuge, professional



310(w) x 620(d) x 290(h) mm
43 kg

FIXED ANGLE ROTOR
MAX 17,000 rpm
MAX 27,237 xg

8 x 8-tube PCR strips
18 x 2.0 mL filter tubes
30 x 2.0 mL
12 x 5.0 mL

SWING-OUT ROTOR
MAX 13,000 rpm
MAX 16,343 xg

16 x 2.0 mL

1248/1248R

Compact table-top, high-speed centrifuges



[1248]
475(w) x 561(d) x 330(h) mm
40 kg

[1248R]
655(w) x 620(d) x 357(h) mm
78 kg

1580/1580R

Large capacity, multi-purpose, table-top centrifuge



[1580]
540(w) x 650(d) x 380(h) mm
57 kg

[1580R]
770(w) x 650(d) x 390(h) mm
93 kg

1696R /NEW/

Stylish gigantic centrifuges with maximized speed and flexibility



775(w) x 695(d) x 395(h) mm
116 kg

624R /NEW/

Ideal for multi-purpose cell biology laboratory



SELECTABLE 2 COLORS (B, W) OF DISPLAY PANEL

584(w) x 535(d) x 317(h) mm
65 kg

FIXED ANGLE ROTOR
MAX 6,000 rpm
MAX 3,960 xg

24 x 2.0 mL
24 x 15 mL
6 x 50 mL
6 x 50 mL conical

SWING-OUT ROTOR
MAX 4,800 rpm
MAX 3,888 xg

2 MTP
32 x 10 mL vacutainer
6 x 15 mL
4 x 50 mL
4 x 100 mL

FIXED ANGLE ROTOR

MAX 12,000 rpm
MAX 16,582 xg^{(R)*}
MAX 15,520 xg

8 x 8-tube PCR strips
30 x 2.0 mL
24 x 15 mL
24 x 15 mL conical
8 x 50 mL
6 x 50 mL conical
6 x 85 mL
6 x 250 mL

SWING-OUT ROTOR

MAX 5,000 rpm
MAX 5,394 xg

4 x 4 MTPs
8 x 10/20 mL syringe
4 x 60 mL syringe
48 x 15 mL
36 x 15 mL conical
16 x 50 mL
12 x 50 mL conical
8 x 85 mL
6 x 100 mL
4 x 250 mL
4 x 250 mL conical

FIXED ANGLE ROTOR

MAX 15,000 rpm
MAX 25,910 xg^{(R)*}
MAX 24,249 xg

8 x 8-tube PCR strips
30 x 2.0 mL
24 x 15 mL
24 x 15 mL conical
8 x 50 mL
6 x 50 mL conical
6 x 85 mL
6 x 250 mL (R)*

SWING-OUT ROTOR

MAX 5,000 rpm
MAX 5,394 xg

4 x 4 MTPs
8 x 10/20 mL syringe
4 x 60 mL syringe
80 x 15 mL
64 x 15 mL conical
32 x 50 mL
20 x 50 mL conical
8 x 85 mL
6 x 100 mL
4 x 250 mL
4 x 250 mL conical
4 x 500 mL
4 x 500 mL conical
4 x 750 mL

FIXED ANGLE ROTOR

MAX 16,000 rpm
MAX 27,590 xg

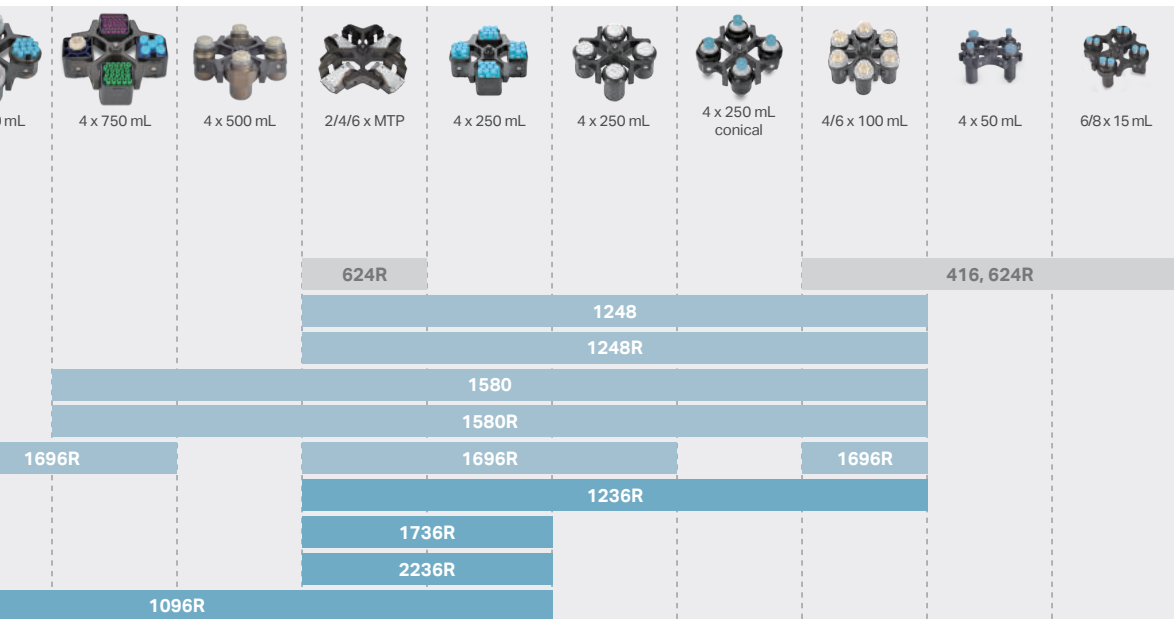
8 x 8-tube PCR strips
48 x 2.0 mL
20 x 5.0 mL
24 x 15 mL
12 x 15 mL conical
8 x 50 mL
6 x 50 mL conical
6 x 85 mL
6 x 250 mL

SWING-OUT ROTOR


MAX 5,000 rpm
MAX 5,394 xg

8 x 10/20 mL syringe
8 x 10/20 mL syringe
116 x 15 mL
116 x 15 mL conical
16 x 50 mL syringe
52 x 50 mL
52 x 50 mL conical
4 x 60 mL syringe
8 x 85 mL
6 x 100 mL
4 x 250 mL
4 x 250 mL conical
4 x 500 mL
4 x 1,000 mL

* (R) is for R model. (1248R or 1580R)



DRUM ROTOR



FLOOR-STANDING, HIGH-SPEED CENTRIFUGES

1236R
Space saving, multi-purpose centrifuge

473(w) x 620(d) x 830(h) mm
110 kg

1736R
Ideal for high-speed sample collection

473(w) x 620(d) x 830(h) mm
110 kg

2236R
High speed, highly robust for multi-users or core facilities

824(w) x 634(d) x 1,049(h) mm
240 kg

1096R
Silent operation of large volume samples (eg. blood bags) in a wind-shield rotor

643(w) x 762(d) x 850(h) mm
180 kg

FIXED ANGLE ROTOR MAX 12,000 rpm MAX 16,582 xg	SWING-OUT ROTOR MAX 5,000 rpm MAX 5,394 xg
---	---

- | | |
|---|--|
| 8 x 8-tube PCR strips
30 x 2.0 mL
24 x 15 mL
24 x 15 mL conical
8 x 50 mL
6 x 50 mL conical
6 x 85 mL
6 x 250 mL | 4 x 4 MTPs
8 x 10/20 mL syringe
48 x 15 mL
36 x 15 mL conical
16 x 50 mL
12 x 50 mL conical
4 x 60 mL syringe
8 x 85 mL
6 x 100 mL
4 x 250 mL
4 x 250 mL conical |
|---|--|

FIXED ANGLE ROTOR MAX 12,000 rpm MAX 16,582 xg	SWING-OUT ROTOR MAX 5,000 rpm MAX 5,394 xg
---	---

- | | |
|---|---|
| 8 x 8-tube PCR strips
30 x 2.0 mL
12 x 15 mL
12 x 15 mL conical
8 x 50 mL
6 x 50 mL conical
6 x 85 mL
6 x 250 mL
6 x 500 mL | 4 x 4 MTPs
48 x 15 mL
36 x 15 mL conical
16 x 50 mL
12 x 50 mL conical
8 x 85 mL
4 x 250 mL |
|---|---|

FIXED ANGLE ROTOR MAX 22,000 rpm MAX 54,111 xg	SWING-OUT ROTOR MAX 4,000 rpm MAX 3,134 xg
---	---

- | | |
|---|---|
| 8 x 8-tube PCR strips
30 x 2.0 mL
12 x 15 mL
12 x 15 mL conical
8 x 50 mL
6 x 50 mL conical
6 x 85 mL
6 x 250 mL
6 x 500 mL
6 x 1,000 mL | 4 x 4 MTPs
48 x 15 mL
36 x 15 mL conical
16 x 50 mL
12 x 50 mL conical
8 x 85 mL
4 x 250 mL |
|---|---|

FIXED ANGLE ROTOR MAX 10,000 rpm MAX 14,981 xg	SWING-OUT ROTOR MAX 5,000 rpm MAX 5,324 xg
---	---

- | | |
|--------------------------|---|
| 6 x 250 mL
6 x 500 mL | 4 FTPs
6 DWPs
6 x 4 MTPs
152 x 10 mL
114 x 15 mL
96 x 15 mL conical
48 x 50 mL
36 x 50 mL conical
8 x 85 mL
4 x 100 mL glass tubes
6 x 250 mL conical
2 x 2 x 200 mL Blood Bags
4 x 400 mL Blood Bags
6 x 500 mL conical
6 x 750 mL |
|--------------------------|---|



CENTRIFUGE SELECTION GUIDE

		CONTAINERS		8-tube FOR STRIP	0.2-2.0 ml MICRO-TUBE	1.8 ml CRVO-TUBE	2.0 ml MICROFILTER-TUBE	5.0 ml MICRO-TUBE	3-5 ml TUBE & VACUTAINER	7 ml TUBE & VACUTAINER	10 ml TUBE & VACUTAINER	15 ml TUBE	15 ml conical TUBE	50 ml TUBE	50 ml conical TUBE	85 ml TUBE	100 ml TUBE	250 ml (C) TUBE	500 ml (C) BOTTLE	750 ml BOTTLE	1,000 ml BOTTLE	MICROPLATE	DEEP-WELL PLATE	FILTER PLATE	10-20 ml SYRINGE	60 ml SYRINGE	100 ml GLASS TUBE	Double 200 ml BLOOD BAG	400 ml BLOOD BAG							
MODEL	ROTOR	MAX. RPM	RCP																																	
MICRO		A	13,500 12,300	4	12	10	-	-	-	-	-	-	-	-	-	-	-	-	-	-	-	-	-	-	-	-	-	-	-	-	-					
		A	15,000 21,206	4	36	-	-	10	-	-	-	-	-	-	-	-	-	-	-	-	-	-	-	-	-	-	-	-	-	-	-					
		A	17,000 27,237	8	30	-	18	12	-	-	-	-	-	-	-	-	-	-	-	-	-	-	-	-	-	-	-	-	-	-	-	-				
		S	13,000 16,343	-	16	-	-	-	-	-	-	-	-	-	-	-	-	-	-	-	-	-	-	-	-	-	-	-	-	-	-	-	-			
LOW-SPEED		A	4,000 2,075	-	-	-	-	-	6	6	6	6	6	-	-	-	-	-	-	-	-	-	-	-	-	-	-	-	-	-	-	-	-			
		A	4,000 2,700	-	-	-	-	-	16	16	16	16	16	-	-	-	-	-	-	-	-	-	-	-	-	-	-	-	-	-	-	-	-	-		
		S	4,000 2,774	-	24	-	-	-	32	32	32	12	12	4	4	4	4	-	-	-	-	4	2	-	-	-	-	-	-	-	-	-	-	-		
		A	6,000 3,960	-	24	-	-	-	24	24	24	24	24	6	6	-	-	-	-	-	-	-	-	-	-	-	-	-	-	-	-	-	-	-		
	S	4,800 3,888	-	24	-	-	-	32	32	32	12	12	4	4	4	4	-	-	-	-	4	2	-	-	-	-	-	-	-	-	-	-	-	-		
TABLE-TOP, HIGH-SPEED		A	12,000 15,520	8	30	-	-	-	24	24	24	24	24	8	6	6	-	-	-	-	-	-	-	-	-	-	-	-	-	-	-	-	-	-		
		S	5,000 5,394	-	36	-	-	-	48	48	48	48	36	16	12	8	6	4	-	-	-	16	4	-	8	4	-	-	-	-	-	-	-	-		
		A	12,000 16,582	8	30	-	-	-	24	24	24	24	24	8	6	6	-	-	-	-	-	-	-	-	-	-	-	-	-	-	-	-	-	-	-	
		S	5,000 5,394	-	36	-	-	-	48	48	48	48	36	16	12	8	6	4	-	-	-	16	4	-	8	4	-	-	-	-	-	-	-	-	-	
		A	15,000 24,249	8	30	-	-	-	24	24	24	24	24	8	6	6	-	-	-	-	-	-	-	-	-	-	-	-	-	-	-	-	-	-	-	
		S	5,000 5,394	-	36	-	-	-	120	80	80	80	64	32	20	8	6	4	4	4	4	-	16	4	-	8	4	-	-	-	-	-	-	-	-	
		A	15,000 25,910	8	30	-	-	-	24	24	24	24	24	8	6	6	-	6(R)	-	-	-	-	-	-	-	-	-	-	-	-	-	-	-	-	-	
		S	5,000 5,394	-	36	-	-	-	120	80	80	80	64	32	20	8	6	4	4	4	4	-	16	4	-	8	4	-	-	-	-	-	-	-	-	
	A	16,000 27,590	8	48	-	-	20	48	48	48	48	48	8	6	6	-	6(R)	-	-	-	-	-	-	-	-	-	-	-	-	-	-	-	-	-		
	S	5,000 5,394	-	80	-	-	-	192	192	152	116	116	52	52	6	6	-	4	4	4	28	8	-	8	4	-	-	-	-	-	-	-	-	-		
FLOOR-STANDING, HIGH-SPEED		A	12,000 16,582	8	30	-	-	-	24	24	24	24	24	8	6	6	-	-	-	-	-	-	-	-	-	-	-	-	-	-	-	-	-	-	-	
		S	5,000 5,394	-	36	-	-	-	48	48	48	48	36	16	12	8	6	4	-	-	-	16	4	-	8	4	-	-	-	-	-	-	-	-	-	
		A	17,000 32,310	8	30	-	-	-	-	-	12	12	12	8	6	6	-	6(R)	6(R)	-	-	-	-	-	-	-	-	-	-	-	-	-	-	-	-	-
		S	4,000 3,134	-	80	-	-	-	48	48	48	48	36	16	12	8	-	4(R)	-	-	-	16	4	-	-	-	-	-	-	-	-	-	-	-	-	-
		A	22,000 54,111	8	30	-	-	-	-	-	12	12	12	8	6	6	-	6(R)	6(R)	-	6(R)	-	-	-	-	-	-	-	-	-	-	-	-	-	-	-
		S	4,000 3,134	-	80	-	-	-	48	48	48	48	36	16	12	8	-	4(R)	-	-	-	16	4	-	-	-	-	-	-	-	-	-	-	-	-	-
	A	10,000 14,981	-	-	-	-	-	-	-	-	6	-	-	-	-	-	-	6(R)	6(R)	-	-	-	-	-	-	-	-	-	-	-	-	-	-	-		
	S	5,000 6,000	-	80	-	-	-	-	144	-	126	114	84	42	30	8	-	6	6	6	-	16	4	4	-	-	4	4	4	4	4	8	8	8		



LABOGENE

EXPERTS IN LABORATORY EQUIPMENT



CENTRIFUGES | CONCENTRATORS | FREEZE DRYER | DEEP FREEZERS | CO₂ INCUBATOR | MIXER & SHAKERS

PROUDLY MADE IN KOREA.

www.labogene.co.kr



Bio-Medical Science Co., Ltd.
T. +82-2-3471-6500 / +82-42-824-7000 / info@bmskorea.co.kr
www.bmskorea.co.kr

Copyright(C) 2018 LABOGENE All rights reserved. C16DC00121-1803